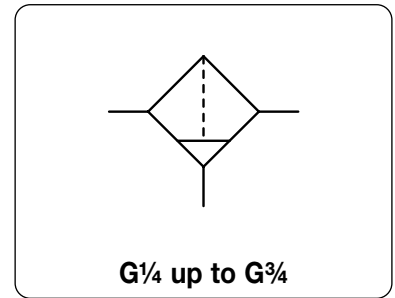


Description	Compressed air filter in modular design with large volume flow. Can be blocked with an oiler without use of a double nipple.		
Filter element	40 µm, optionally 5 µm, made of sintered bronze		
Bowl	metal version with sight glass		
Drainage	manual drain as standard, optionally automatic drain max. 10 bar		
Operating pressure	max. 17 bar		
Operating pressure	0 °C to 80 °C		
Material	Body: Alu die-cast	Sightglass: Polycarbonate	Elastomer: NBR
	Bowl: Alu die-cast		
	Inner valve: brass, plastic		



Dimensions			Bowl		Flow rate		P ₁	Filter	Connection	Order
A	B	C	Design	Capacity	rate	max.	max.	element	thread	number
mm	mm	mm	made of/with	l	m ³ /h*1	l/min*1	bar	µm	G	[A]*

Standard compressed air filter										with manual drain, supply pressure max. 17 bar	F520
85	185	165	metal / sight glass	0.3	132	2200	17	40	G ¹ / ₄	F520-02WJ	
					90	1500		5		F520-02WG	
85	185	165	metal / sight glass	0.3	186	3100	17	40	G ³ / ₈	F520-03WJ	
					138	2300		5		F520-03WG	
85	185	165	metal / sight glass	0.3	288	4800	17	40	G ¹ / ₂	F520-04WJ	
					216	3600		5		F520-04WG	
85	185	165	metal / sight glass	0.3	408	6800	17	40	G ³ / ₄	F520-06WJ	
					294	4900		5		F520-06WG	



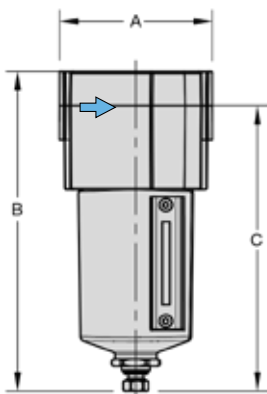
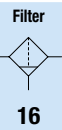
F520

Special options, add the appropriate letter

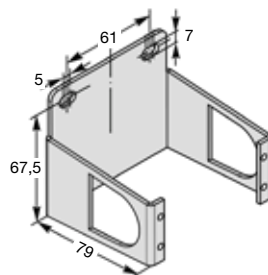
automatic drain	SA-500 max. 10 bar	F520-0 . W . R
flange connection	according EN-1092-1 or ASME B16.5	on request F520-0 . W . F .

Accessories, enclosed

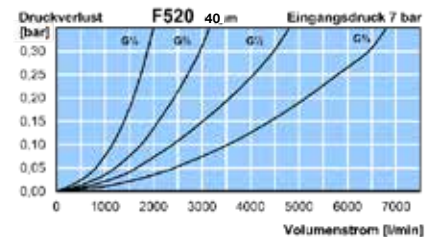
mounting bracket	made of stainless steel	BW00-520
-------------------------	-------------------------	----------



F520



BW00-520



*1 at 7 bar supply pressure and 0.33 bar pressure drop

* Product group

Extensions: see chapter for FRL service units

PDF CAD
www.aircom.net



Order example:
F520-02WJ